



Games Without Frontiers, Another Way of Learning

Activity: **My computer, my life**

Anonymous questionnaire

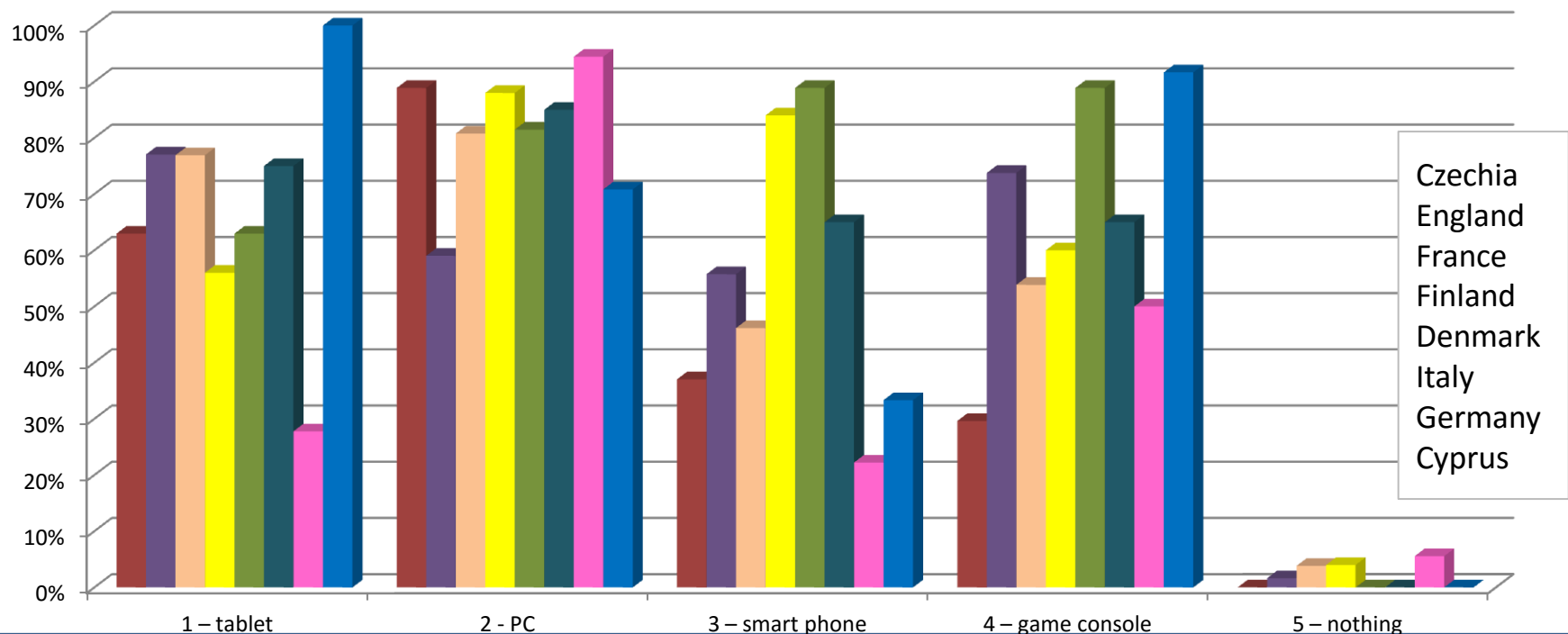
The pupils had to

- *Complete the questionnaire*
- *Do some statistics*
- *Discuss the result with teachers or a specialist*

It was carried out by pupils ages 10-12 years

Q1. Do you have a

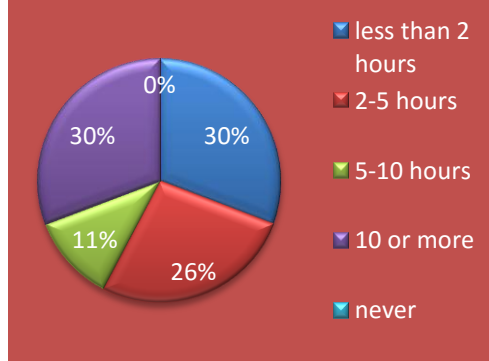
	Czechia		England		France		Finland		Denmark		Italy		Germany		Cyprus	
number of pupils	27		61		26		25		27		20		18		24	
1 – tablet	17	63%	47	77%	20	77%	14	56%	17	63%	15	75%	5	28%	24	100%
2 - PC	24	89%	36	59%	21	81%	22	88%	22	81%	17	85%	17	94%	17	71%
3 – smart phone	10	37%	34	56%	12	46%	21	84%	27	89%	13	65%	4	22%	8	33%
4 – game console	8	30%	45	74%	14	54%	15	60%	24	89%	13	65%	9	50%	22	92%
5 – nothing	0	0%	1	2%	1	4%	1	4%	0	0%	0	0%	1	6%	0	0%



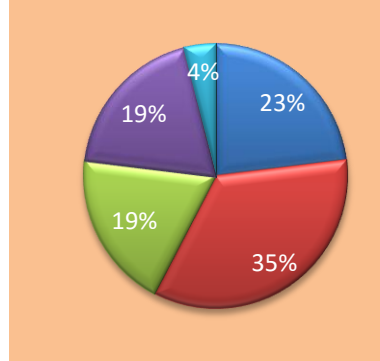
Q2. How much time do you spend on them in 1 week?

	Czechia		England		France		Finland		Denmark		Italy		Germany		Cyprus	
number of pupils	27		61		26		25		27		20		18		24	
less than 2 hours	8	30%	12	20%	6	23%	10	40%	0	0%	1	5%	7	39%	1	4%
2-5 hours	7	26%	15	25%	9	35%	10	40%	3	11%	4	20%	9	50%	8	33%
5-10 hours	3	11%	17	28%	5	19%	7	28%	11	48%	9	45%	3	17%	4	17%
10 or more	8	30%	16	26%	5	19%	0	0%	13	48%	5	25%	1	6%	4	17%
never	0	0%	1	2%	1	4%	0	0%	0	0%	1	5%	1	6%	7	29%

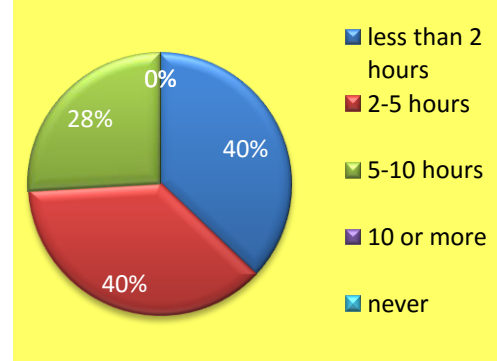
Czechia



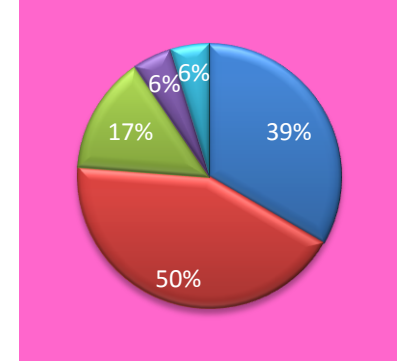
France



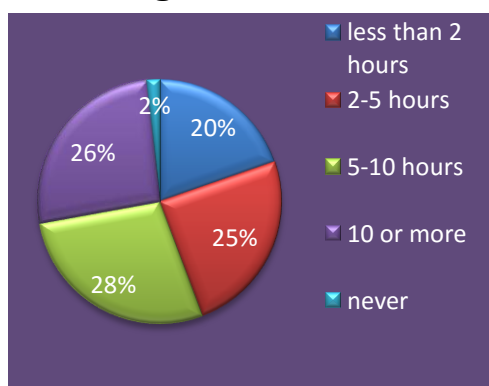
Finland



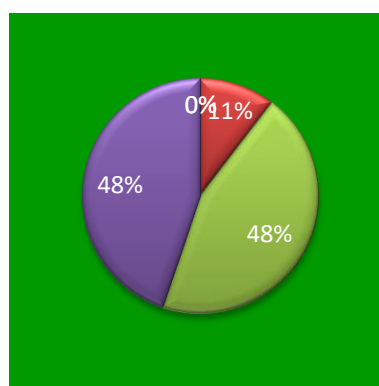
Germany



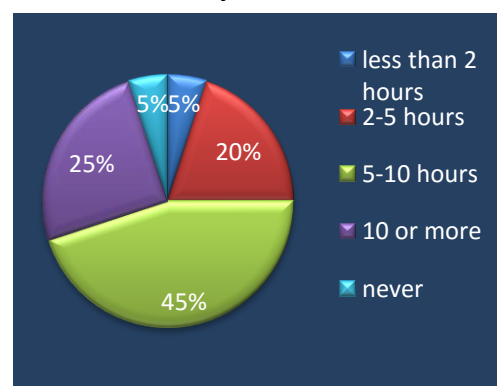
England



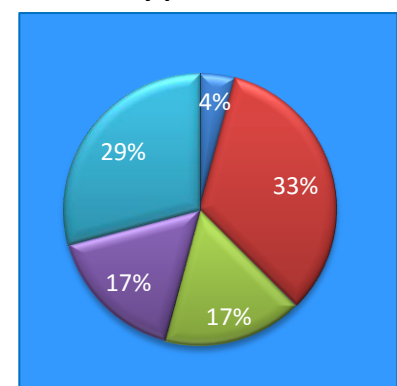
Denmark



Italy

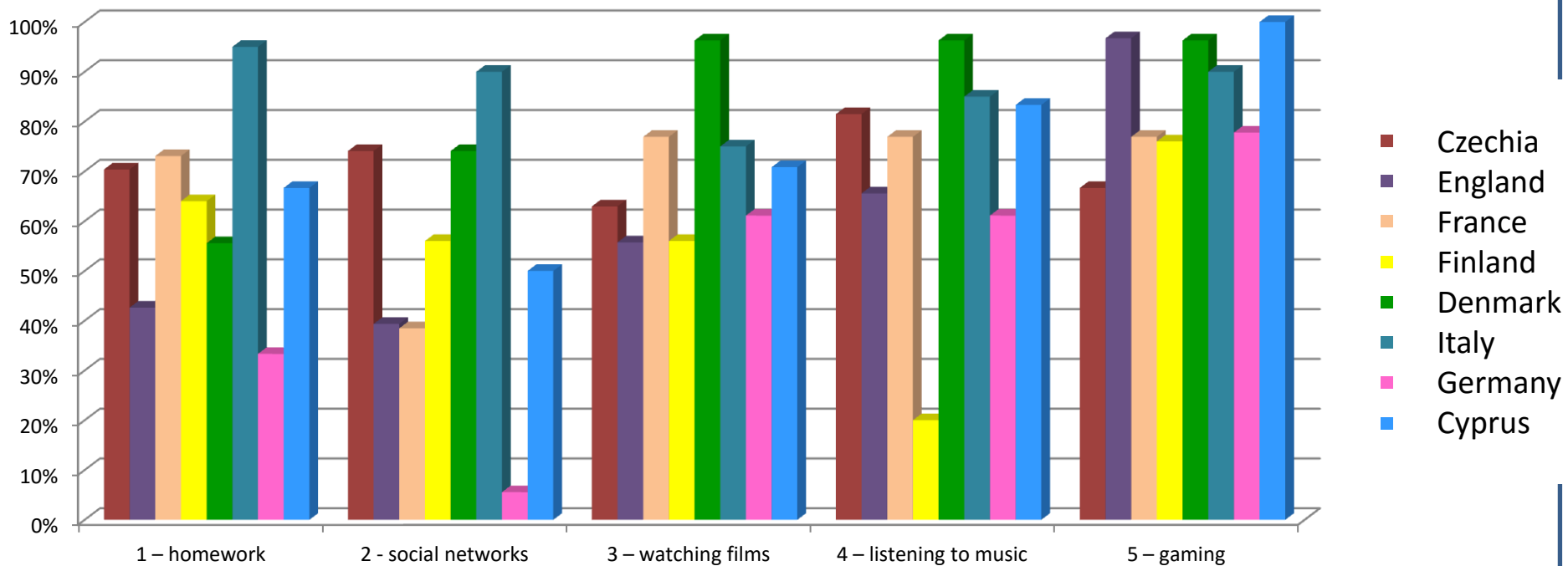


Cyprus



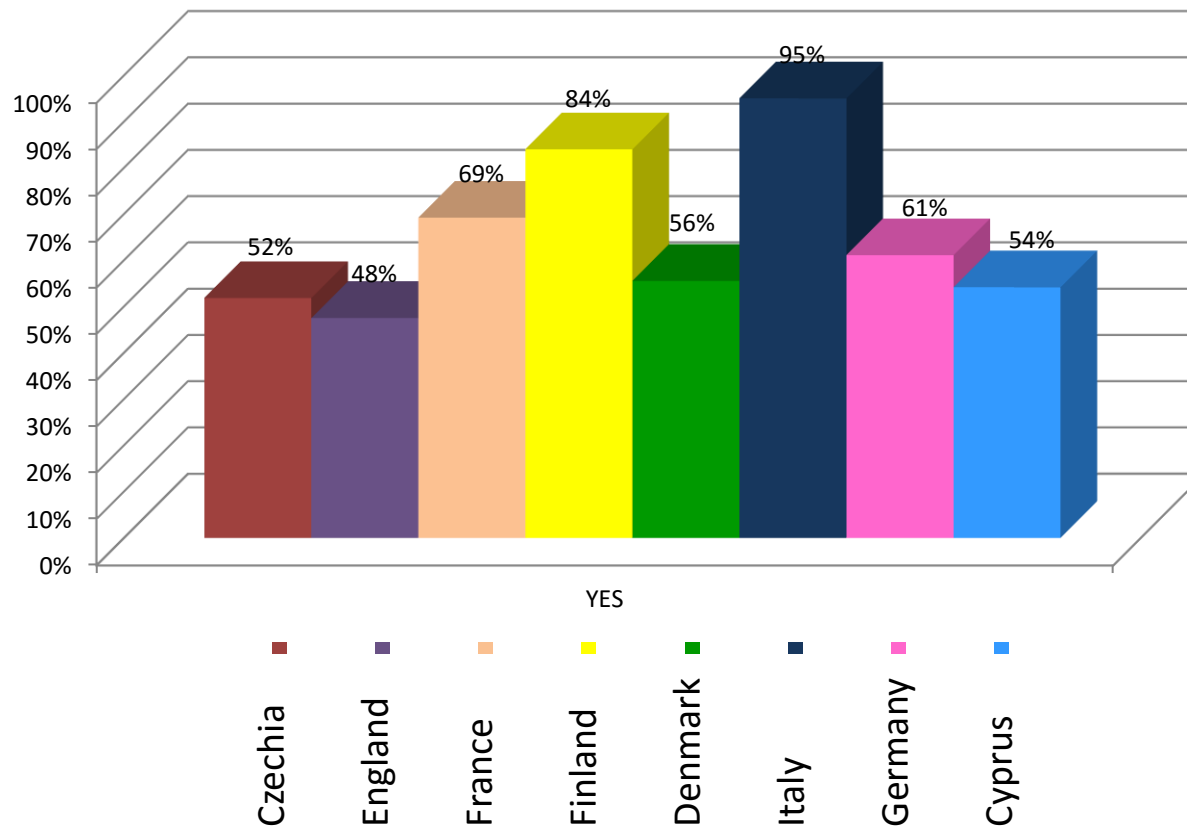
Q3. What do you do on your device?

	Czechia		England		France		Finland		Denmark		Italy		Germany		Cyprus	
number of pupils	27		61		26		25		27		20		18		24	
1 – homework	19	70%	26	43%	19	73%	16	64%	15	56%	19	95%	6	33%	16	67%
2 - social networks	20	74%	24	39%	10	38%	14	56%	20	74%	18	90%	1	6%	12	50%
3 – watching films	17	63%	34	56%	20	77%	14	56%	18	96%	15	75%	11	61%	17	71%
4 – listening to music	22	81%	40	66%	20	77%	5	20%	26	96%	17	85%	11	61%	20	83%
5 – gaming	18	67%	59	97%	20	77%	19	76%	26	96%	18	90%	14	78%	24	100%



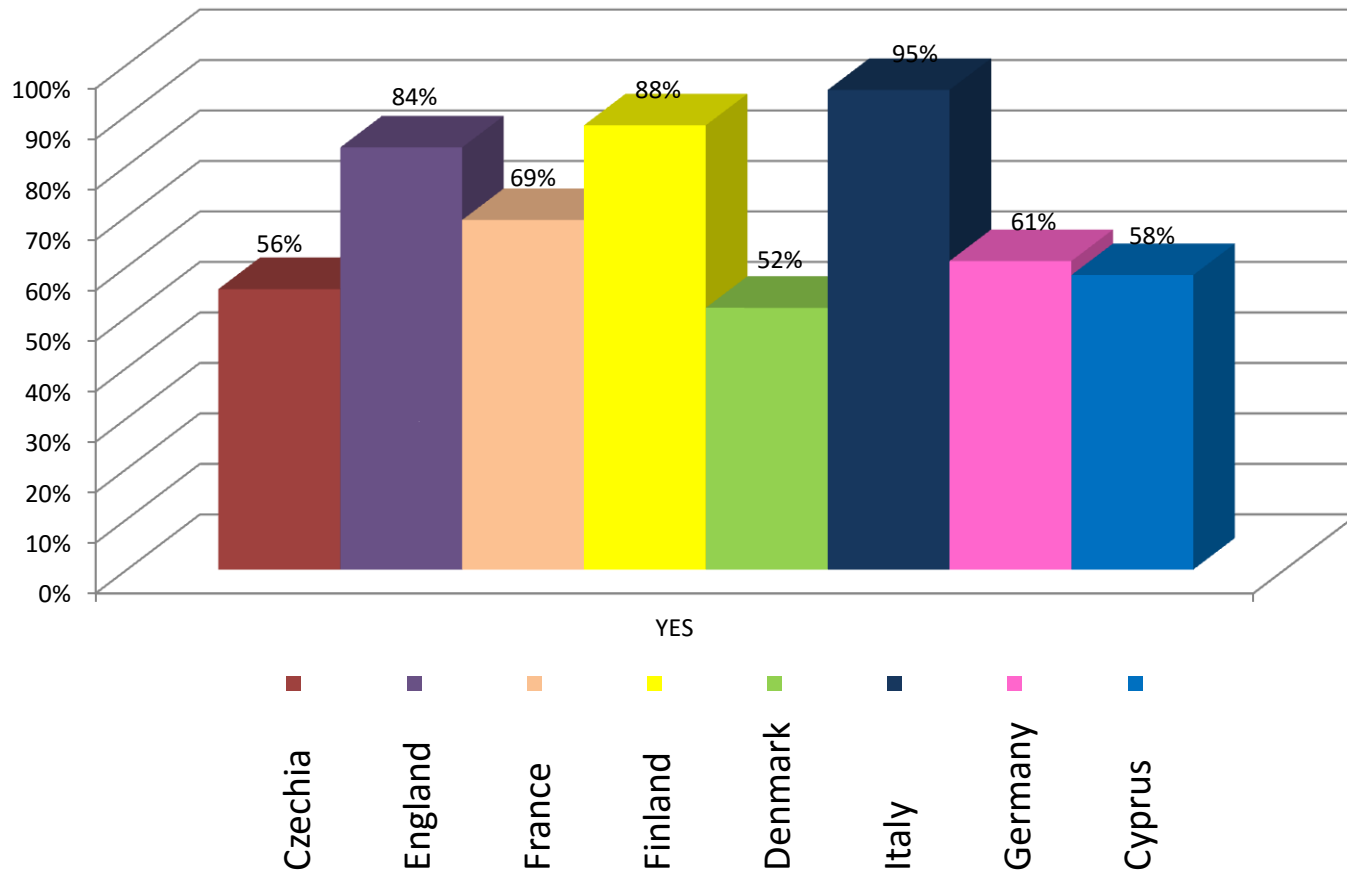
Q4. Do any adults limit how much time you spend on your device?

	Czechia		England		France		Finland		Denmark		Italy		Germany		Cyprus	
number of pupils	27		61		26		25		27		20		18		24	
YES	14	52%	29	48%	18	69%	21	84%	15	56%	19	95%	11	61%	13	54%



Q5. Do any adults supervise the use of your device at home?

	Czechia		England		France		Finland		Denmark		Italy		Germany		Cyprus	
number of pupils	27		61		26		25		27		20		18		24	
YES	15	56%	51	84%	18	69%	22	88%	14	52%	19	95%	11	61%	14	58%



Q6. Do you think it is dangerous to use....

	Czechia		England		France		Finland		Denmark		Italy		Germany		Cyprus	
number of pupils	27		61		26		25		27		20		18		24	
1 – Social Networks	19	70%	37	61%	12	46%	14	56%	24	89%	19	95%	11	61%	20	83%
2 - Skype	9	33%	25	41%	10	38%	8	32%	18	67%	0	0%	3	17%	5	21%
3 – Online gaming	9	33%	30	49%	9	35%	14	56%	8	85%	16	80%	6	33%	2	8%
4 – Chat rooms	11	41%	39	64%	15	58%	13	52%	23	85%	13	65%	5	28%	16	67%
5 – You Tube	8	30%	15	25%	9	35%	12	48%	12	44%	3	15%	4	22%	4	17%
6 - Email	7	26%	19	31%	15	58%	5	20%	16	59%	1	5%	3	17%	6	25%
7 - Search engines	5	19%	15	25%	8	31%	8	32%	13	48%	0	0%	7	39%	5	21%

